

Congregational Totals for Slovak Zion Synod, ELCA 7G

	2012	2013	2014	2015	2016	2017	2018	2019
Number of Organized Congregations	23	23	23	23	21	21	21	20
Baptized Membership	3,943	3,938	3,685	3,512	3,426	3,403	3,051	2,986
Members Received By:								
Baptism: Children	27	28	32	26	26	25	26	30
Baptism: Adults	7	6	6	5	3	4	1	1
Affirmation of Faith	31	46	29	25	21	24	18	9
Transfer	29	24	12	11	10	18	20	9
Other and Statistical Adjustment	18	18	19	38	4	1	9	1
Members Removed By:								
Death	78	88	76	56	64	67	63	54
Transfer	10	12	7	10	9	10	3	5
Other and Statistical Adjustment	162	166	408	150	53	33	362	37
Baptized Members Confirmed	25	22	16	9	13	15	6	22
Confirmed Members	3,355	3,388	3,156	3,136	3,152	3,131	2,757	2,695
Active Participants	2,150	2,185	1,989	1,780	1,314	1,373	1,420	1,479
Average Attendance	1,163	1,135	1,096	978	940	885	812	723
Racial/Ethnic Composition of Active Participants								
African American/Black	10	4	10	Omitted	Omitted	16	35	29
African National/African Caribbean	2	3	2	Omitted	Omitted	3	2	2
American Indian/Alaska Native	1	1	1	Omitted	Omitted	3	6	6
Arab/Middle Eastern	0	0	0	Omitted	Omitted	0	1	0
Asian/Pacific	6	4	4	Omitted	Omitted	12	9	9
Multi Racial	0	5	3	Omitted	Omitted	17	18	9
Other	9	9	41	Omitted	Omitted	1	6	Omitted
Latino	24	7	9	Omitted	Omitted	14	13	10
White	2,436	1,970	1,621	Omitted	Omitted	1,379	1,330	1,400

Congregational Totals for Slovak Zion Synod, ELCA 7G

	2012	2013	2014	2015	2016	2017	2018	2019
Regular Giving by Members	\$1,508,958	\$1,499,854	\$1,461,821	\$1,406,100	\$1,321,418	\$1,382,774	\$1,323,965	\$1,213,612
Designated Giving by Members	\$174,276	\$172,238	\$238,306	\$188,694	\$215,825	\$244,471	\$238,362	\$181,501
Earned Income (any source)	\$224,518	\$212,349	\$181,630	\$198,160	\$292,889	\$164,857	\$185,919	\$317,266
Grants & Partnership Support	\$19,424	\$20,031	\$113,521	\$23,800	\$25,300	\$20,780	\$33,415	\$67,728
Other Receipts	\$189,652	\$183,431	\$174,093	\$276,233	\$251,760	\$215,763	\$208,805	\$181,190
Total Receipts	\$2,116,828	\$2,087,903	\$2,169,371	\$2,092,987	\$2,107,192	\$2,028,645	\$1,990,466	\$1,961,297
Total Indebtedness	\$5,216	\$18,181	\$13,879	Omitted	\$22,593	\$51,317	\$0	\$74,000
Intended Mission Support	\$71,959	\$63,545	\$79,958	Omitted	\$113,055	\$65,075	\$72,830	\$114,830
Current Operating Expenses	\$1,817,949	\$1,790,546	\$1,827,578	\$1,896,046	\$1,822,335	\$1,755,926	\$1,962,017	\$1,930,316
Capital Improvements	\$38,008	\$38,008	\$62,284	\$93,792	\$41,610	\$86,761	\$36,999	\$83,078
Payments on Debt	\$29,626	\$5,123	\$5,125	\$0	\$5,123	\$23,123	\$15,319	\$7,664
Mission Support	\$88,088	\$73,120	\$84,722	\$67,527	\$65,149	\$77,477	\$71,630	\$60,962
as % of Total Disbursements	4.09	3.50	4.08	3.11	3.19	3.84	3.25	2.80
as % of Regular Giving	5.84	4.88	5.80	4.80	4.93	5.60	5.41	5.02
Other Benevolence sent directly:								
To the synod	\$21,868	\$19,029	\$21,646	\$18,029	\$26,532	\$28,087	\$15,018	\$28,346
To the churchwide office	\$6,181	\$7,361	\$7,415	\$3,585	\$3,832	\$6,509	\$6,396	\$4,950
activity in another country	\$1,123	\$0	\$1,816	\$4,000	\$6,107	\$9,130	\$1,680	\$1,470
to camps	\$140	\$0	\$0	\$1,695	\$204	\$725	\$50	\$100
to colleges	\$0	\$0	\$0	\$0	\$0	\$0	\$0	\$0
to seminaries	\$1,600	\$1,500	\$0	\$0	\$0	\$0	\$0	\$0
social services orgs	\$5,968	\$6,209	\$12,940	\$2,727	\$4,066	\$4,735	\$10,606	\$4,503
to campus ministry				\$0	\$1,704	\$0	\$0	\$0
All other benevolence	\$28,436	\$20,724	\$17,661	\$34,807	\$33,262	\$13,692	\$51,772	\$36,666
non-mission support ben	\$65,316	\$54,823	\$61,478	\$64,843	\$79,414	\$66,585	\$85,522	\$76,035
Other Expenses	\$111,111	\$122,940	\$32,651	\$44,874	\$27,514	\$5,363	\$32,411	\$19,685
Sum of Disbursements	\$2,156,093	\$2,088,267	\$2,077,545	\$2,170,789	\$2,041,145	\$2,015,235	\$2,203,898	\$2,177,740

7G Slovak Zion Synod, ELCA

Summary of Membership Statistics					Statistical Analysis	
	2018	2019	Change	Percent	Averages per Congregation Reporting	
Totals -- End of Year						
Congregations	21	20	-1	-4.76		
Congregations - Organized	21	20	-1	-4.76		
Congregations - Under Development	0	0	0	----		
Congregations - Filed Form A	21	20	-1	-4.76		
Baptized Members	3,051	2,986	-65	-2.13	Baptized Members (/20)	149
Confirmed Members	2,757	2,695	-62	-2.25	Confirmed Members (/20)	135
 Analysis of Membership Gains and Losses					 Vitality - Congregation Description (Averages) *	
Baptized Members -- Received					Worship Nurtures People's Faith 4.45	
By Baptism - Children Under Age 16	26	30	4	15.38	Clear Sense of Mission 3.70	
By Baptism - Adults Age 16 and Older	1	1	0	0.00	Excitement About the Future 3.35	
By Affirmation of Faith	18	9	-9	-50.00	Positive Force in the Community 3.65	
By Transfer	20	9	-11	-55.00	Ready to Try Something New 3.50	
From Other Sources and Stat Adjs	9	1	-8	-88.89	Works for Social Justice/Advocacy 2.90	
Baptized Members -- Total Received	74	50	-24	-32.43	Helps Deepen Relationship with God 4.20	
 Baptized Members -- Removed					 Vitality - Congregation Strengths (Averages) *	
By Death	63	54	-9	-14.29	Building Member Relationships 4.20	
By Transfer	3	5	2	66.67	Incorporating Newcomers 3.75	
For Other Reasons and Stat Adjs	362	37	-325	-89.78	Seeking/Using Member Gifts 4.15	
Baptized Members -- Total Removed	428	96	-332	-77.57	Equipping Members to Share Faith 3.55	
Baptized Members Confirmed	6	22	16	266.67	Addressing Social Concerns 3.85	
Active Participants	1,420	1,479	59	4.15	Managing Disagreements 3.85	
 Analysis of Attendance					Interacting with Local Community 3.30	
Total Weekly Worship Attendance	812	723	-89	-10.96	Live Out Faith in Their Daily Lives 3.90	
Avg Attendance per Cong	38	36	-2	-5.26		
PCT Bapt Mbrs Attending Worship	26.61	24.21	-2.40	-9.02		

* Congregation Description Averages Range: Hardly at All(1) - Very Well(5); Congregation Strengths Averages Range: Poor(1) - Great(5)

7G Slovak Zion Synod, ELCA

Summary of Financial Statistics	2018	2019	Change	Percent	Statistical Analysis	
Totals -- End of Year					Averages per Congregation Reporting	
Total Receipts	1,990,466	1,961,297	-29,169	-1.47	Total Receipts (/20)	98,064.85
Total Disbursements	2,203,898	2,177,740	-26,158	-1.19	Total Disburse (/20)	108,887.00
Total Indebtedness on Dec 31	0	74,000	74,000	----	Total Indebtedness (/1)	74,000.00
Projected Mission Support	72,830	114,830	42,000	57.67		
Average Total Giving / Bapt Member	512.07	467.22	-44.85	-8.76	Percent Congs With No Debt	95.00
Average Total Giving / Conf Member	566.68	517.67	-49.01	-8.65		
 Detail of Financial Statistics - Receipts						
Regular Giving by Members	1,323,965	1,213,612	-110,353	-8.34		
Designated Giving by Members	238,362	181,501	-56,861	-23.85		
Earned Income (any source)	185,919	317,266	131,347	70.65		
Grants (any source)	33,415	67,728	34,313	102.69		
All Other Receipts	208,805	181,190	-27,615	-13.23		
 Detail of Financial Statistics - Disbursements						
Current Operating Expenses	1,962,017	1,930,316	-31,701	-1.62	Percent of Total Disbursements	
Capital Improvements	36,999	83,078	46,079	124.54	Current Operating Expenses	88.64
Payments on Debts	15,319	7,664	-7,655	-49.97	Capital Improvements	3.81
Mission Support	71,630	60,962	-10,668	-14.89	Payments on Debts	0.35
Other Synod Benevolence	15,018	28,346	13,328	88.75	Mission Support	2.80
Other CWO Benevolence	6,396	4,950	-1,446	-22.61	Other Synod Benevolence	1.30
Benevolence - Another Country	1,680	1,470	-210	-12.50	Other CWO Benevolence	0.23
Benevolence - Camps	50	100	50	100.00	Benevolence - Another Country	0.07
Benevolence - Campus Ministry	0	0	0	----	Benevolence - Camps	0.00
Benevolence - Colleges	0	0	0	----	Benevolence - Campus Ministry	0.00
Benevolence - Seminaries	0	0	0	----	Benevolence - Colleges	0.00
Benevolence - Social Service	10,606	4,503	-6,103	-57.54	Benevolence - Seminaries	0.00
Benevolence - Other Direct Recipient	51,772	36,666	-15,106	-29.18	Benevolence - Social Service	0.21
Subtotal Non-Mission Supt Benev	85,522	76,035	-9,487	-11.09	Benevolence - Other Direct Recipient	1.68
Other Expenses & Realized Losses	32,411	19,685	-12,726	-39.26	Subtotal Non-Mission Supt Benev	3.49
					Other Expenses & Realized Losses	0.90

7G Slovak Zion Synod, ELCA

Congregations Reporting Ethnic Active Participants					Percent of Congregations Reporting Ethnic Active Participants	
	2018	2019	Change	Percent		
African American/Black	6	6	0	0.00	African American/Black	30.00
African National/African Caribbean	2	2	0	0.00	African National/African Caribbean	10.00
American Indian/Alaska Native	3	3	0	0.00	American Indian/Alaska Native	15.00
Arab/Middle Eastern	1	0	-1	-100.00	Arab/Middle Eastern	0.00
Asian/Pacific Islander	5	5	0	0.00	Asian/Pacific Islander	25.00
Latino/Hispanic	4	3	-1	-25.00	Latino/Hispanic	15.00
Multiracial	7	6	-1	-14.29	Multiracial	30.00
White	21	20	-1	-4.76	White	100.00

Total Ethnic Active Participants					Percent Ethnic Active Participants	
	2018	2019	Change	Percent		
African American/Black	35	29	-6	-17.14	African American/Black	1.98
African National/African Caribbean	2	2	0	0.00	African National/African Caribbean	0.14
American Indian/Alaska Native	6	6	0	0.00	American Indian/Alaska Native	0.41
Arab/Middle Eastern	1	0	-1	-100.00	Arab/Middle Eastern	0.00
Asian/Pacific Islander	9	9	0	0.00	Asian/Pacific Islander	0.61
Latino/Hispanic	13	10	-3	-23.08	Latino/Hispanic	0.68
Multiracial	18	9	-9	-50.00	Multiracial	0.61
White	1,330	1,400	70	5.26	White	95.56

7G Slovak Zion Synod, ELCA
 (20 Congs Filed)

C30 Educational Ministry Provided

		Yes	No	No Resp			Yes	No	No Resp
Christian Education									
Yes	13	No	7	No Resp	0	C33 Engaged in Ministry with Migrants in the Community	2	18	0
Students.....					217	C34 Teaches Children how to Share, Save, and Spend Money	9	11	0
Vacation Bible School									
Yes	4	No	16	No Resp	0	C35 Activities Outside of the Church Building/Property	47		
Students.....					73	C36 Personal Story Shared During Worship	11	9	0
C32 Disability Assistance Provided									
Building Wheelchair Access.....					12	C37 Has an Organized Men's Ministry	2	18	0
Braille Worship Materials.....					0	C38 Familiar with Lutheran Men in Mission or Project XII	5	14	1
Large Print Worship Materials...					11	C39 Type of Advocacy			
Assistive Hearing Devices.....					2	- Education/Conversation Around Issues Impacting Communities	10		
Sign Language Interpreters.....					0	- Contacting Elected Decision-Makers	0		
Mental Health Ministries.....					2	- Voter Registration Drives	4		
Developmental Disabilities.....					4	- Participation in Advocacy Network	2		
No Assistance Provided.....					4	(none of the above selected)	10		
No Response to Any.....					0	C40 Has a Disaster Preparedness Plan	5	15	0

C31 Languages in which Liturgies are Regularly Conducted

Amharic.....	0	English.....	20	Lakotah.....	0	Slovak.....	7
Anyuak.....	0	Finnish.....	0	Lao.....	0	Spanish.....	0
Arabic.....	0	French.....	0	Latvian.....	0	Swahili.....	0
Batak.....	0	German.....	0	Maban.....	0	Swedish.....	0
Burmese.....	0	Haitian.....	0	Mandarin.....	0	Tagalog.....	0
Cambodian.....	0	Hmong.....	0	Norwegian.....	0	Taiwanese.....	0
Cantonese.....	0	Indonesian.....	0	Nuer.....	0	Tamil.....	0
Cherokee.....	0	Inupiat.....	0	Oromo.....	0	Telugu.....	0
Creole.....	0	Japanese.....	0	Portuguese.....	0	Thai.....	0
Danish.....	0	Korean.....	0	Sign.....	0	Tigrinya.....	0
Dinka.....	0						

**Evangelical Lutheran Church in America
Name and Address Summary Report as of December 31, 2019**

7G Slovak Zion Synod, ELCA

Cong ID	Congregation Name	Lang Codes	Location Address	City, State	Ministers	Year Orgn	Bapt Mbrs	Conf Mbrs	Avg Atnd
Conference: 01 Western									
05568	St Peter and St Paul	EN	13153 Greenwood Ave	Blue Island, IL		1907	70	57	19
07577	Trinity Slovak	EN SL	5106 N La Crosse Ave	Chicago, IL	James A. Kuemmerle	1893	77	75	28
05567	Dr Martin Luther	EN	1860 E Hile Rd	Muskegon, MI	Michael E. Johnson	1915	174	127	42
05565	Sts Peter and Paul	EN SL	250 Woodside Rd	Riverside, IL	Dennis J. Lauritsen	1901	381	357	62
05534	Nativity	EN SL	1396 Langlois Ave	Windsor, ON	Rastislav Micovsky	1928	76	74	28
Conference Totals:							778	690	179
Conference: 02 Central									
07769	Holy Trinity Evangelical	EN	11186 Main St	Alverda, PA	Jennifer M. Oaks	1985	21	21	10
05526	Dr Martin Luther Evangelical	EN	4470 Ridge Rd	Brooklyn, OH	Eric K. Markovich	1910	399	378	85
05525	St John	EN SL	327 Washington Ave	Charleroi, PA		1902	79	76	30
05529	Holy Trinity	EN	405 Ridge Ave	East Pittsburgh, PA	David L. Jones	1922	110	92	40
05537	St John	EN	1429 Mahoning Ave	Youngstown, OH	Don G. Schreckengost	1903	53	42	47
Conference Totals:							662	609	212
Conference: 03 Eastern									
05542	St Paul	EN	44 Spring St	Danbury, CT		1901	243	230	25
05545	Sts Peter and Paul	EN	660 Alter St	Hazleton, PA		1901	54	37	23
05556	St John Slovak	EN	1 E Abbott St	Lansford, PA	Marjorie H. Keiter	1899	138	135	22
05557	Holy Trinity	EN	512 E Gansevoort St	Little Falls, NY		1903	414	397	67
05546	St Matthew	EN	301 West Ave	Mount Carmel, PA		1888	4	4	7
05547	St John Slovak	EN	604 S Hanover St	Nanticoke, PA		1888	13	13	10
05558	Holy Trinity	SL EN	332 E 20th St	New York, NY	Michal Misina	1902	68	58	28
05559	Holy Trinity	EN SL	104 W Main St	Stafford Springs, CT	Thomas S. Drobena	1914	213	182	27
05560	Holy Trinity	EN SL	64 Berry St	Torrington, CT	Thomas J. Drobena	1964	84	82	20
05539	Holy Trinity	EN	406 White Plains Rd	Trumbull, CT	Kathleen E. Mills	1901	315	258	103
Conference Totals:							1,546	1,396	332
Synod Totals:							2,986	2,695	723

Language Codes:

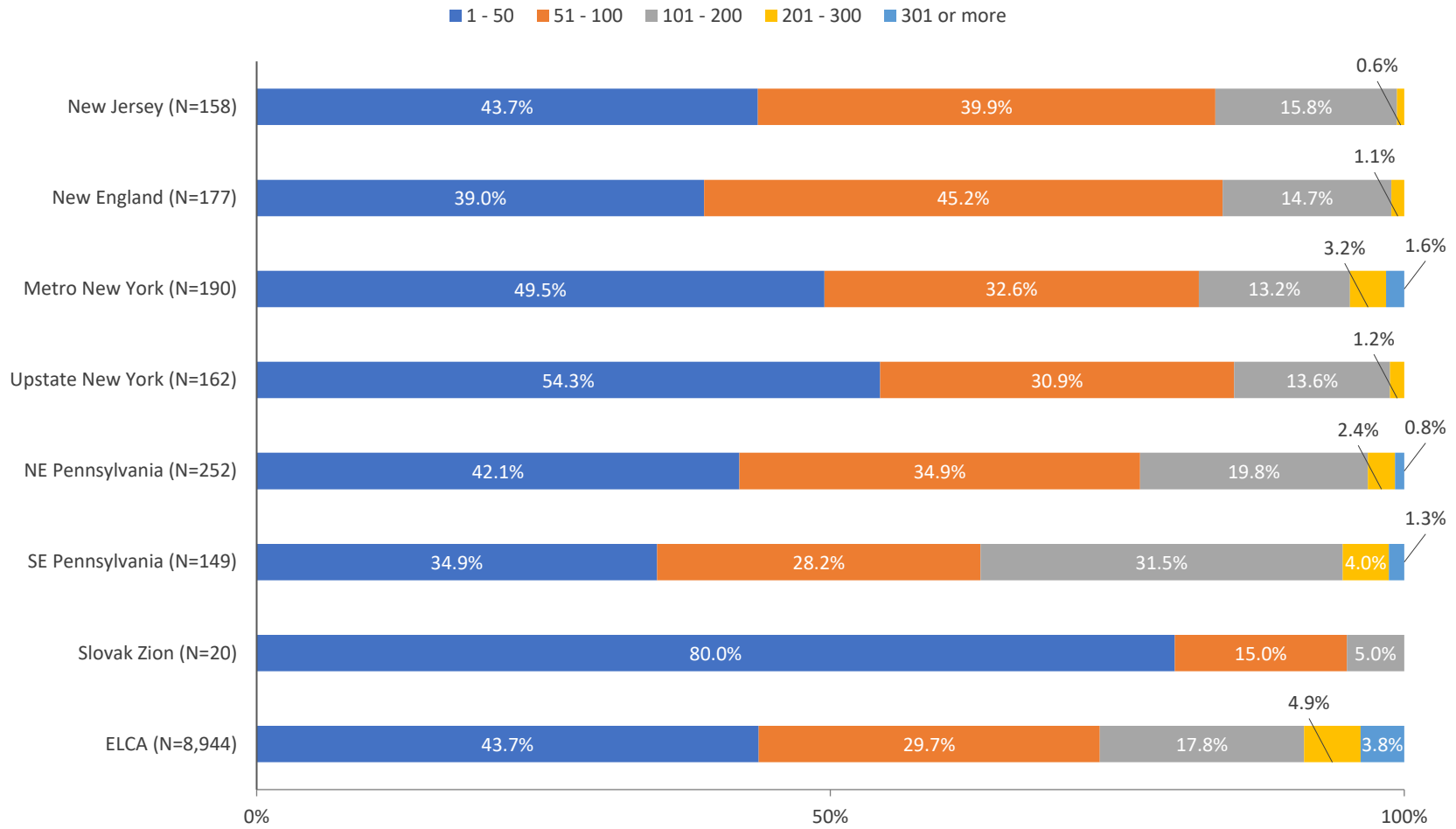
Amharic [AM]	Cherokee [CK]	German [GE]	Lakotah [LK]	Oromo [OR]	Tagalog [TA]
Anyuak [AN]	Creole [CL]	Haitian [HA]	Lao [LS]	Portuguese [PR]	Taiwanese [TI]
Arabic [AB]	Danish [DA]	Hmong [HM]	Latvian [LA]	Sign [SI]	Tamil [TM]
Batak [BA]	Dinka [DI]	Indonesian [ID]	Maban [MB]	Slovak [SL]	Telugu [TE]
Burmese [BU]	English [EN]	Inupiat [IP]	Mandarin [MA]	Spanish [SP]	Thai [TH]
Cambodian [CA]	Finnish [FI]	Japanese [JA]	Norwegian [NO]	Swahili [SA]	Tigrinya [TG]
Cantonese [CH]	French [FR]	Korean [KO]	Nuer [NU]	Swedish [SW]	

Evangelical Lutheran Church in America
Form A - Congregation Finances as of December 31, 2019

7G Slovak Zion Synod, ELCA

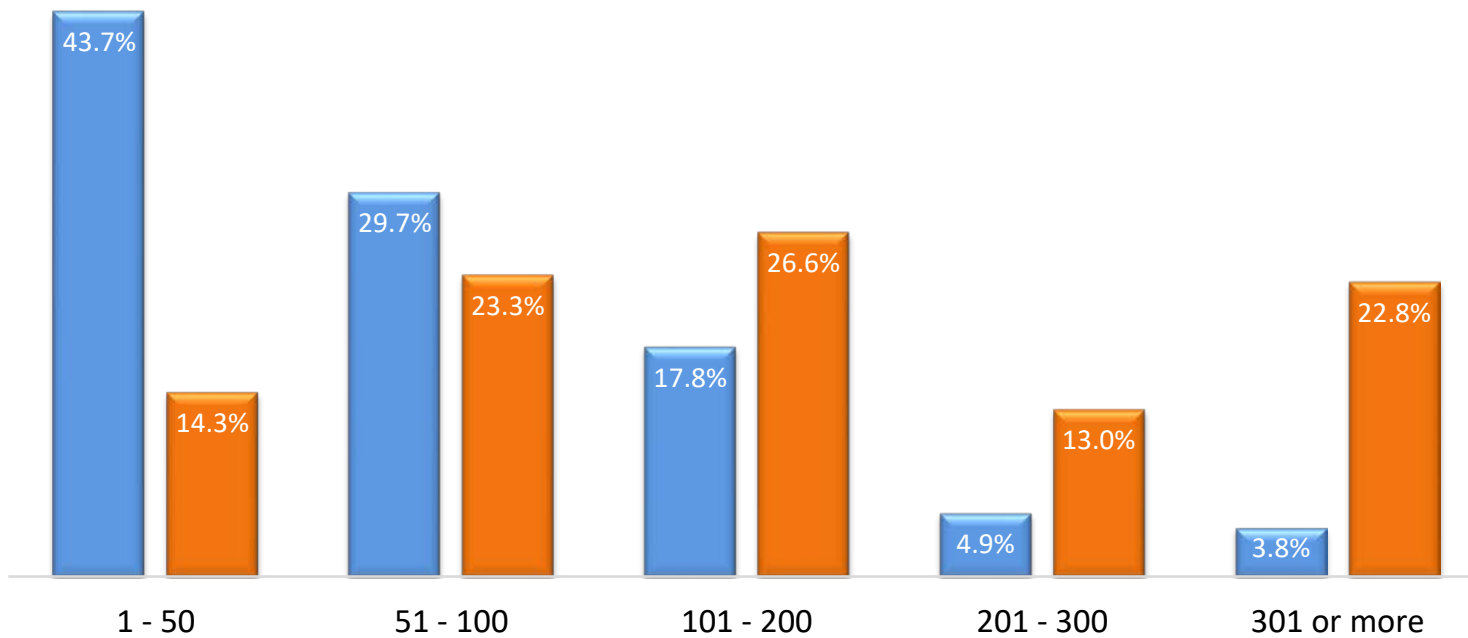
Cong ID	Congregation Name and City	Regular Giving	Total Receipts	Total Indebtedness	Current Operating Expenses	Mission Support	Non-Mission Support	Total Disbursements
Conference: 01 Western								
05568	St Peter and St Paul, Blue Island	57,051	69,434	0	66,192	3,082	2,230	77,924
07577	Trinity Slovak, Chicago	68,826	89,021	74,000	282,196	0	3,093	285,364
05567	Dr Martin Luther, Muskegon	97,309	136,719	0	139,689	8,100	6,241	154,030
05565	Sts Peter and Paul, Riverside	147,286	273,399	0	228,787	4,000	26,203	274,200
05534	Nativity, Windsor	42,074	83,381	0	88,073	0	545	88,618
	Conference Totals	\$412,546	\$651,954	\$74,000	\$804,937	\$15,182	\$38,312	\$880,136
Conference: 02 Central								
07769	Holy Trinity Evangelical, Alverda	10,266	10,266	0	11,118	0	0	11,118
05526	Dr Martin Luther Evangelical, Brooklyn	187,194	243,623	0	204,514	3,240	7,786	217,499
05525	St John, Charleroi	21,327	36,050	0	25,924	3,708	1,050	30,682
05529	Holy Trinity, East Pittsburgh	48,227	108,633	0	66,453	1,750	2,984	104,067
05537	St John, Youngstown	72,272	74,772	0	67,165	5,200	2,200	74,565
	Conference Totals	\$339,286	\$473,344	\$0	\$375,174	\$13,898	\$14,020	\$437,931
Conference: 03 Eastern								
05542	St Paul, Danbury	45,005	86,663	0	59,084	1,300	50	60,434
05545	Sts Peter and Paul, Hazleton	25,200	63,461	0	43,451	2,000	450	58,901
05556	St John Slovak, Lansford	46,519	57,230	0	57,731	0	4,774	62,845
05557	Holy Trinity, Little Falls	60,452	100,433	0	113,749	2,179	2,435	118,363
05546	St Matthew, Mount Carmel	8,463	14,538	0	21,803	500	150	22,453
05547	St John Slovak, Nanticoke	9,917	9,917	0	12,591	0	0	12,591
05558	Holy Trinity, New York	38,742	147,472	0	150,845	6,000	1,925	158,770
05559	Holy Trinity, Stafford Springs	35,780	55,180	0	65,057	0	300	65,357
05560	Holy Trinity, Torrington	20,421	39,728	0	28,931	3,968	0	35,399
05539	Holy Trinity, Trumbull	171,281	261,377	0	196,963	15,935	13,619	264,560
	Conference Totals	\$461,780	\$835,999	\$0	\$750,205	\$31,882	\$23,703	\$859,673
	Synod Totals	\$1,213,612	\$1,961,297	\$74,000	\$1,930,316	\$60,962	\$76,035	\$2,177,740

Distribution of Congregations by Average Weekly Worship Attendance – Region 7



ELCA Total – Percentage of **Congregations** and **Worshippers** by Weekly Worship Attendance

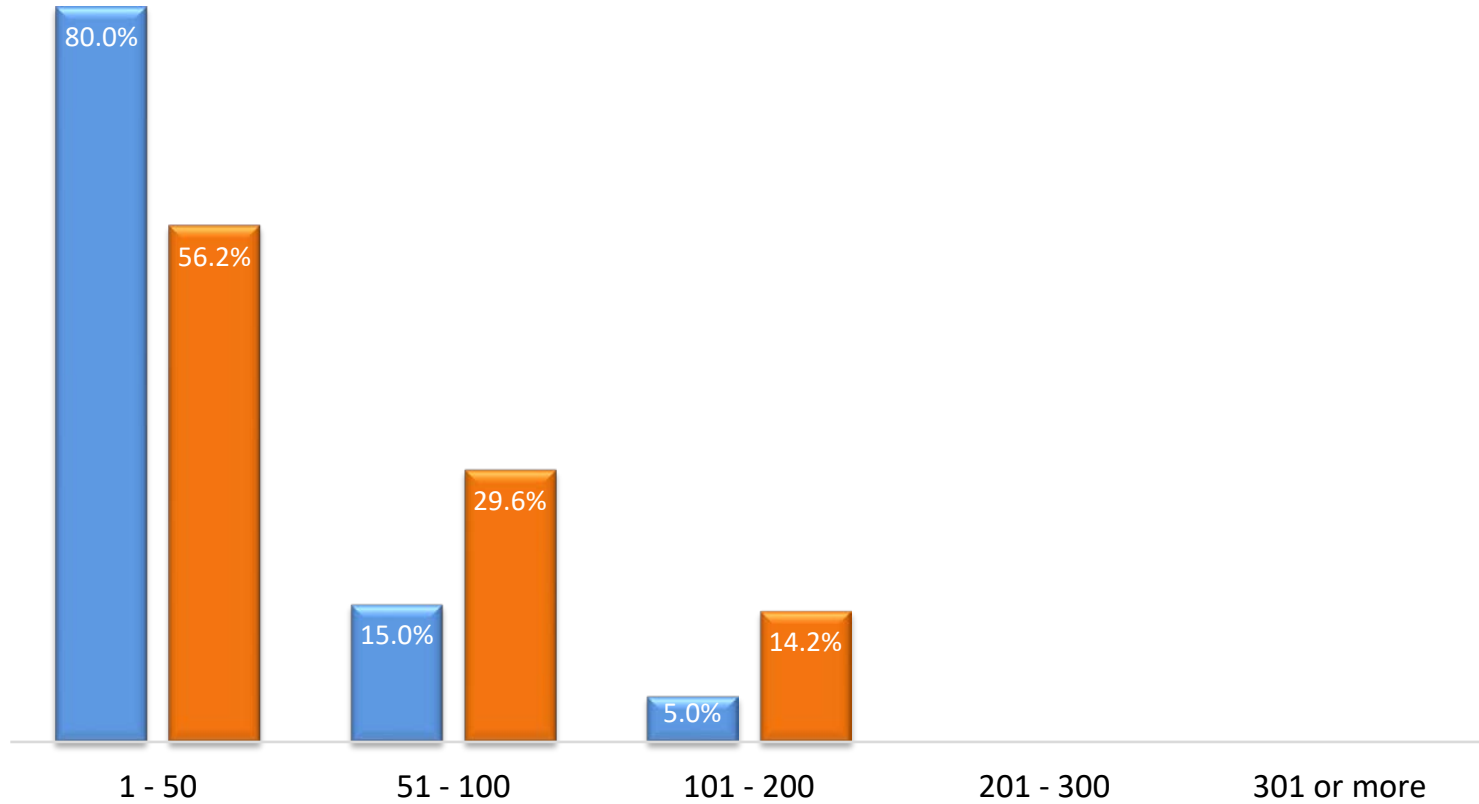
■ Congregations (N=8,944) ■ Worshipers (N=831,520)



Of the 8,944 ELCA congregations, 43.7% (blue bars) have 50 or fewer people in worship in a typical week. Of the 831,520 ELCA members in worship each week (orange bars), 22.8% are in congregations with 301 or more people attending worship.

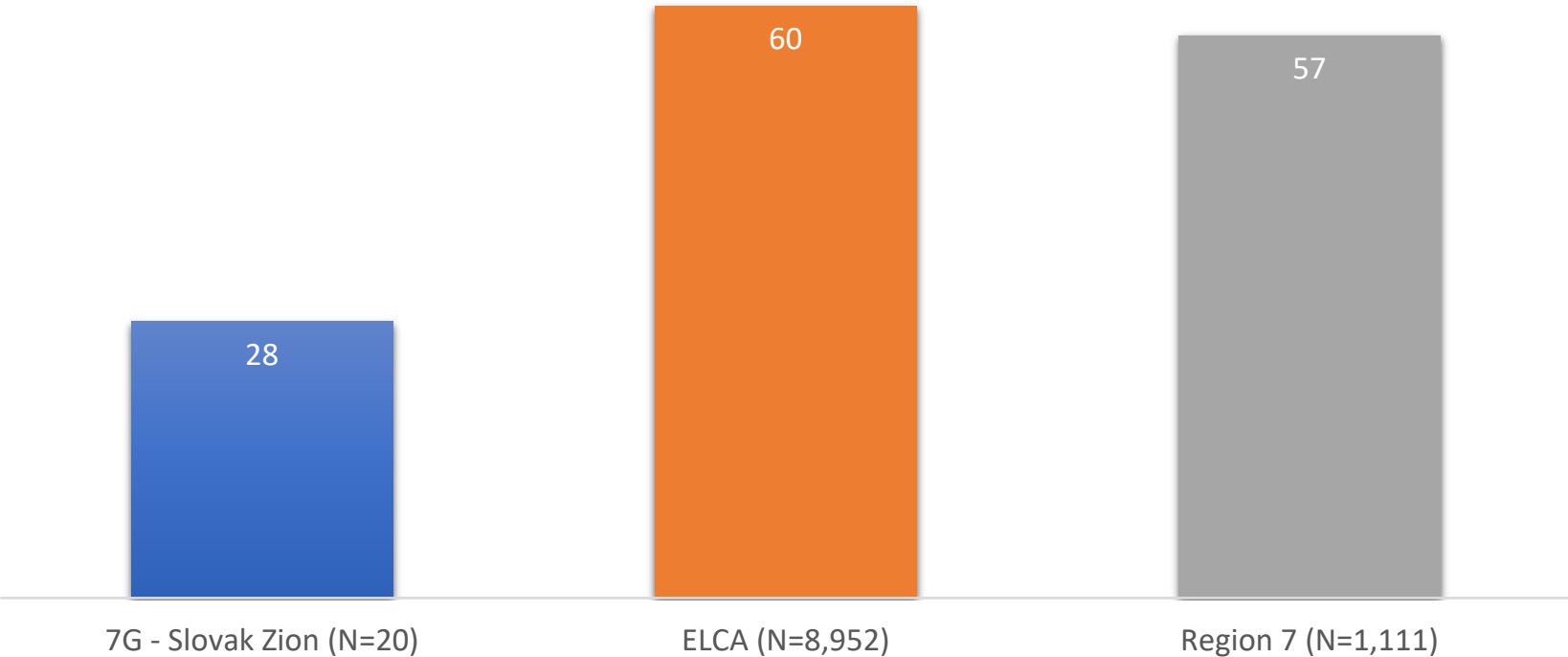
Slovak Zion (7G) – Percentage of **Congregations** and **Worshippers** by Weekly Worship Attendance

■ Congregations (N=20) ■ Worshippers (N=723)



Of the 20 congregations in the Slovak Zion Synod, 80.0% (blue bars) have 50 or fewer people in worship in a typical week. Of the 723 people in worship each week (orange bars), 56.2% are in congregations with 51-100 people attending worship.

Median Weekly Worship Attendance per Congregation - 2019



Congregations - Average Attendance, Baptized Members and Active Participants - Sorted by Average Attendance

CongID	Congregation Name	Synod	City	State	ZIP	Data Year	Average Attendance	Baptized Members	Active Participants
05539	Holy Trinity Lutheran Church	7G	Trumbull	CT	06611	2019	103	315	175
05526	Dr Martin Luther Evangelical Lutheran Church	7G	Brooklyn	OH	44144	2019	85	399	317
05557	Holy Trinity Lutheran Church	7G	Little Falls	NY	13365	2019	67	414	100
05565	Sts Peter and Paul Lutheran Church	7G	Riverside	IL	60546	2019	62	381	282
05537	St John Lutheran Church	7G	Youngstown	OH	44509	2019	47	53	98
05567	Dr Martin Luther Lutheran Church	7G	Muskegon	MI	49444	2019	42	174	50
05529	Holy Trinity Lutheran Church	7G	East Pittsburgh	PA	15112	2019	40	110	68
05525	St John Lutheran Church	7G	Charleroi	PA	15022	2019	30	79	30
05558	Holy Trinity Lutheran Church	7G	New York	NY	10003	2019	28	68	50
07577	Trinity Slovak Lutheran Church	7G	Chicago	IL	60630	2019	28	77	28
05534	Nativity Lutheran Church	7G	Windsor	ON	N8X4L7	2019	28	76	35
05559	Holy Trinity Lutheran Church	7G	Stafford Springs	CT	06076	2019	27	213	58
05542	St Paul Lutheran Church	7G	Danbury	CT	06810	2019	25	243	45
05545	Sts Peter and Paul Lutheran Church	7G	Hazleton	PA	18201	2019	23	54	31
05556	St John Slovak Lutheran Church	7G	Lansford	PA	18232	2019	22	138	22
05560	Holy Trinity Lutheran Church	7G	Torrington	CT	06790	2019	20	84	20
05568	St Peter and St Paul Lutheran Church	7G	Blue Island	IL	60406	2019	19	70	48
05547	St John Slovak Lutheran Church	7G	Nanticoke	PA	18634	2019	10	13	10
07769	Holy Trinity Evangelical Lutheran Church	7G	Alverda	PA	15710	2019	10	21	10
05546	St Matthew Lutheran Church	7G	Mount Carmel	PA	17851	2019	7	4	2

2019 - Adult and Child Baptisms by Congregation

CongID	Congregation Name	Synod	Data Year	City	State	ZIP	Baptisms
05557	Holy Trinity Lutheran Church	7G	2019	Little Falls	NY	13365	7
05526	Dr Martin Luther Evangelical Lutheran Church	7G	2019	Brooklyn	OH	44144	4
05529	Holy Trinity Lutheran Church	7G	2019	East Pittsburgh	PA	15112	3
05558	Holy Trinity Lutheran Church	7G	2019	New York	NY	10003	3
05537	St John Lutheran Church	7G	2019	Youngstown	OH	44509	3
05525	St John Lutheran Church	7G	2019	Charleroi	PA	15022	3
05568	St Peter and St Paul Lutheran Church	7G	2019	Blue Island	IL	60406	3
05534	Nativity Lutheran Church	7G	2019	Windsor	ON	N8X4L7	2
05539	Holy Trinity Lutheran Church	7G	2019	Trumbull	CT	06611	1
05542	St Paul Lutheran Church	7G	2019	Danbury	CT	06810	1
05559	Holy Trinity Lutheran Church	7G	2019	Stafford Springs	CT	06076	1
05565	Sts Peter and Paul Lutheran Church	7G	2019	Riverside	IL	60546	0
07577	Trinity Slovak Lutheran Church	7G	2019	Chicago	IL	60630	0
05567	Dr Martin Luther Lutheran Church	7G	2019	Muskegon	MI	49444	0
05545	Sts Peter and Paul Lutheran Church	7G	2019	Hazleton	PA	18201	0
05560	Holy Trinity Lutheran Church	7G	2019	Torrington	CT	06790	0
05546	St Matthew Lutheran Church	7G	2019	Mount Carmel	PA	17851	0
05547	St John Slovak Lutheran Church	7G	2019	Nanticoke	PA	18634	0
05556	St John Slovak Lutheran Church	7G	2019	Lansford	PA	18232	0
07769	Holy Trinity Evangelical Lutheran Church	7G	2019	Alverda	PA	15710	0

Community Context – Region 7

